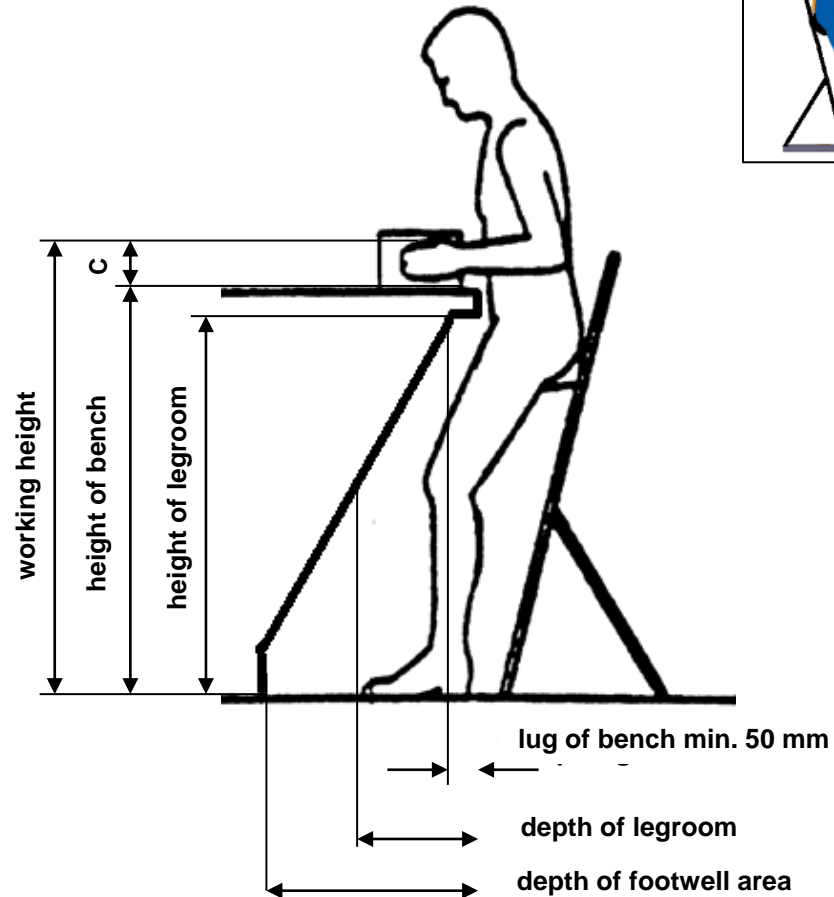
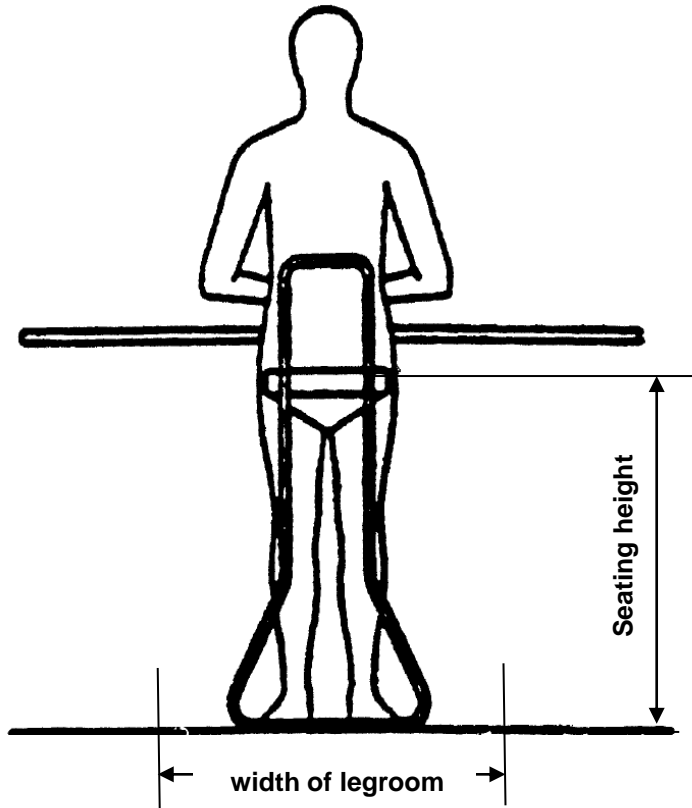
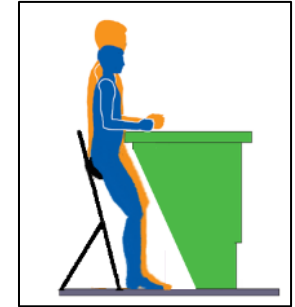


[3b] Workplace with sit-stand-chair

Fixed height of bench



- › Dimensions with supplement for movement of feet (following DIN EN ISO 14738: 2009-07, DIN CEN ISO/TR 7250-2)
- › All dimensions in [mm]



[3b] Workplace with sit-stand-chair

Fixed height of bench



Table 1: Dimensions [mm] for work tasks with “high requirements for visual control” and “fine motor skills” (k=1,2) (following DIN EN ISO 14738: 2009-07, DIN CEN ISO/TR 7250-2)

	Europe	Germany			Korea		
	M/F	M	F	M/F	M	F	M/F
Working height	1148	1188	1102	1153	1128	1047	1092
Height of bench	Working height - C	Working height - C	Working height - C	Working height - C	Working height - C	Working height - C	Working height - C
Height of legroom	Height of bench – K	Height of bench – K	Height of bench – K	Height of bench – K	Height of bench – K	Height of bench – K	Height of bench – K
Depth of legroom	285	285	260	285	186	186	196
Depth of footwell area	570	570	520	570	372	372	392
Width of legroom	790	770	810	810	735	733	735
Seating height	629-840	714-845	669-777	669-845	666-789	614-721	614-789

› Working height with high requirements for visual control and fine motor skills (k = 1,2)

[3b] Workplace with sit-stand-chair

Fixed height of bench



Table 2: Dimensions [mm] for work tasks with average requirements for visual control and/or fine motor skills (k=1) (following DIN EN ISO 14738: 2009-07, DIN CEN ISO/TR 7250-2)

	Europe	Germany			Korea		
	M/F	M	F	M/F	M	F	M/F
Working height	956	990	918	961	940	873	910
Height of bench	Working height - C	Working height - C	Working height - C	Working height - C	Working height - C	Working height - C	Working height - C
Height of legroom	Height of bench – K	Height of bench – K	Height of bench – K	Height of bench – K	Height of bench – K	Height of bench – K	Height of bench – K
Depth of legroom	285	285	260	285	186	186	196
Depth of footwell area	570	570	520	570	372	372	392
Width of legroom	790	770	810	810	735	733	735
Seating height	629-840	714-845	669-777	669-845	666-789	614-721	614-789

› Working height with average requirements for visual control and /or fine motor skills (k = 1)

[3b] Workplace with sit-stand-chair

Fixed height of bench



Definitions:

- › **C** is the distance between area of manual handling and work bench surface (height of object / tool)
- › **K** is the thickness of the work bench / desk top

Further Information:

- › For checking purposes after design of work places it is always recommended to calculate and validate that there is enough free space for thighs ([calculation.pptx](#))
- › [Information to working height and height of work bench](#)
- › [Explanation of the parameter k](#) to consider visual and fine motor skills
- › [An example for the calculation of \[3b\]](#)